


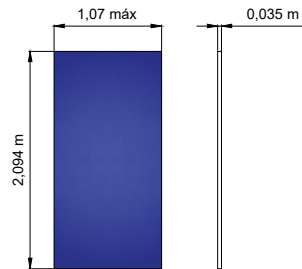


SEPARACIÓN ENTRE TRIÁNGULOS **1,2 m**

COMPONENTES		
GUÍA L2250		8 ud
EMPALMES		6 ud
TRIÁNGULO L1700		8 ud
REFUERZO L1445		3 ud
CLAMP KIT		16 ud
END CLAMP		4 ud
INTER CLAMP		14 ud



Plano	<b>Distribución 1X8</b>			Country	España		
Panel	<b>450W</b>	Dimensiones	<b>2093x1070x35mm</b>	Location			
    	Coordinates			Scale	Page size	Plane	
				<b>1/40</b>	<b>A4</b>	<b>8/10</b>	